

IG Finance p.l.c.
Half-yearly financial report
30th June 2020

IG Finance p.l.c.

Contents

	<i>Page</i>
Interim directors' report	1
Condensed statement of comprehensive income	2
Condensed statement of financial position	3
Condensed statement of changes in equity	4
Condensed statement of cash flows	5
Notes to the condensed financial statements	6
Directors' statement on condensed financial statements	7

IG Finance p.l.c.

Interim Directors' Report

Interim financial statements 30th June 2020

Principal activities

The company's principal activity is to act as a finance and investment company, in particular the financing or re-financing of the funding requirements of related companies.

Performance review

During the six months under review, the company registered a profit before taxation of EUR 1,530.

Income derived from interest charged on loans to related parties amounted to EUR 112,720.

During the period under review, the accumulated interest payable on the bond amounted to EUR 100,914. This leaves a surplus on interest of EUR 11,806.

The Directors expect that the activities of the company will remain consistent for the foreseeable future in line with the projected inflows and outflows.

By order of the Board
6th August 2020

IG Finance p.l.c.

Condensed Statement of Comprehensive Income

Six months ended 30th June 2020


	30 June 2020 (Unaudited) €	30 June 2019 (Unaudited) €
Interest Income	112,720	112,315
Administrative Expenses	(5,548)	(5,583)
	-----	-----
Operating Profit	107,172	106,732
Finance Costs – Interest	(100,914)	(100,914)
Finance Costs – Bank Charges	(47)	(180)
Amortisation of Bond Issue Costs	(4,682)	(4,682)
	-----	-----
Profit before tax	1,530	956
Income Tax Expense	-	-
	-----	-----
Profit for the period	1,530	956
	-----	-----

IG Finance p.l.c.


Condensed Statement of Financial Position

As at 30th June 2020

	30 June 2020 (Unaudited) €	30 June 2019 (Unaudited) €
Assets		
Loans and advances to group companies	3,612,093	3,601,095
Loan interest receivable	112,720	112,315
Trade and other receivables	-	-
Cash and cash equivalents	988	643
Total Assets	3,725,801	3,714,053
Equity and liabilities		
Called up issued share capital	47,000	47,000
Retained Earnings	4,686	2,565
Debt in issue (Note 2)	3,636,013	3,626,649
Trade and other payables	13,570	13,307
Interest payable	24,532	24,532
Total Equity and Liabilities	3,725,801	3,714,053



Joseph Borg
Director



Anton Borg
Director

IG Finance p.l.c.

Condensed Statement of Changes in Equity

As at 30th June 2020

	Share Capital €	Profit and Loss account €	Total €
Balance at 31st December 2018	47,000	1,609	48,609
Profit for the period		956	956
Balance at 30th June 2019	47,000	2,565	49,565
Balance at 31st December 2019	47,000	3,156	50,156
Profit for the period	-	1,530	1,530
Balance at 30th June 2020	47,000	4,686	51,686

IG Finance p.l.c.

Condensed Statement of Cash Flow

Six months ended 30th June 2020

	30 June 2020 (Unaudited) €	30 June 2019 (Unaudited) €
Operating Profit before tax	1,530	956
Adjustment for:		
Amortisation of bond issue costs	4,682	4,682
Changes in working capital		
Debtors	100,717	98,578
Creditors	(105,946)	(103,639)
	-----	-----
	(547)	(379)
	-----	-----
Net cash flows from operating activities	983	577
	-----	-----
Net movement in cash and cash equivalents	983	577
	-----	-----
Cash and cash equivalents at the beginning of period	5	66
	-----	-----
Cash and cash equivalents at the end of period	988	643
	-----	-----

IG Finance p.l.c.

Notes to the Condensed Financial Statements

As at 30th June 2020

1. Basis of preparation

These condensed financial statements have been prepared in accordance with International Accounting Standard 34 and in terms of the Prospectus Rule 4.11.12.

The financial information has been extracted from the company's unaudited interim financial statements for the six month period ended 30th June 2020.

The preparation of these financial statements is consistent with the accounting policies used in the preparation of the audited financial statements for the other group companies.

2. Debt in Issue

The bonds are measured at the amount of the net proceeds adjusted for the amortisation of the difference between the net proceeds and the redemption value of such bonds.

Face Value

3,700,000 5.5% bonds 2024-2027	€ <u>3,700,000</u>
Issue Costs	93,640
Accumulated amortisation	<u>(29,653)</u>
Closing net book amount	<u>63,987</u>
Amortised cost at 30th June 2020	<u>3,636,013</u>

IG Finance p.l.c.

Directors' statement on condensed financial statements

As at 30th June 2020


We confirm that, to the best of our knowledge, the condensed set of financial statements attached herewith, which have been prepared in accordance with IAS 34 Interim Financial Reporting gives a true and fair view of the assets, liabilities, financial position and profit of IG Finance p.l.c. and that the interim directors' report includes a fair review of the information required in terms of Prospects Rule 4.11.12.

The half-yearly report has not been audited or reviewed by the company's auditors.

Signed by:



Joseph Borg
Director



Anton Borg
Director

On behalf of the Board of Directors of IG Finance plc